



US00D877986S

(12) **United States Design Patent**
Kirshon

(10) **Patent No.:** **US D877,986 S**

(45) **Date of Patent:** **** Mar. 10, 2020**

- (54) **HELMET**
- (71) Applicant: **IMPACT TECHNOLOGIES, LLC**,
Cleverdale, NY (US)
- (72) Inventor: **Jason E. Kirshon**, Cleverdale, NY
(US)
- (73) Assignee: **Impact Technologies, LLC**, Cleverdale,
NY (US)
- (**) Term: **15 Years**
- (21) Appl. No.: **29/691,357**
- (22) Filed: **May 15, 2019**

Related U.S. Application Data

- (62) Division of application No. 29/626,852, filed on Nov. 21, 2017, now Pat. No. Des. 853,038.
- (51) **LOC (12) Cl.** **09-03**
- (52) **U.S. Cl.** **D29/102**
USPC **D29/102**
- (58) **Field of Classification Search**
USPC D29/102-110, 112, 122; D2/869, 870;
358/471; D16/208
CPC .. A63B 71/10; A42B 3/00; A42B 3/18; A42B
3/20; A42B 3/185; A42B 3/225; A42B
3/121; A42B 3/12; A42B 3/0406; A42B
3/10; A42B 1/04; A42B 1/041; A61F 9/06
See application file for complete search history.

(56) **References Cited**

U.S. PATENT DOCUMENTS

- D266,626 S * 10/1982 Gooding D29/106
- 6,085,357 A * 7/2000 Broersma A42B 3/08
2/416

- D495,093 S * 8/2004 Tintera D29/102
- 7,069,597 B2 * 7/2006 Hardenbrook A42B 1/041
2/171
- D695,966 S * 12/2013 Futterer D29/102
- D715,003 S * 10/2014 Ramos D29/103
- 8,856,972 B2 * 10/2014 Kirshon A42B 3/12
2/413
- D744,170 S * 11/2015 Eastwood D29/102
- D745,998 S * 12/2015 Sansalone D29/102
- D749,272 S * 2/2016 Vito D29/122
- 9,572,390 B1 * 2/2017 Simpson A42B 3/12

* cited by examiner

Primary Examiner — Ruth T McInroy

(74) *Attorney, Agent, or Firm* — Tech Valley Patent,
LLC; John Pietrangelo

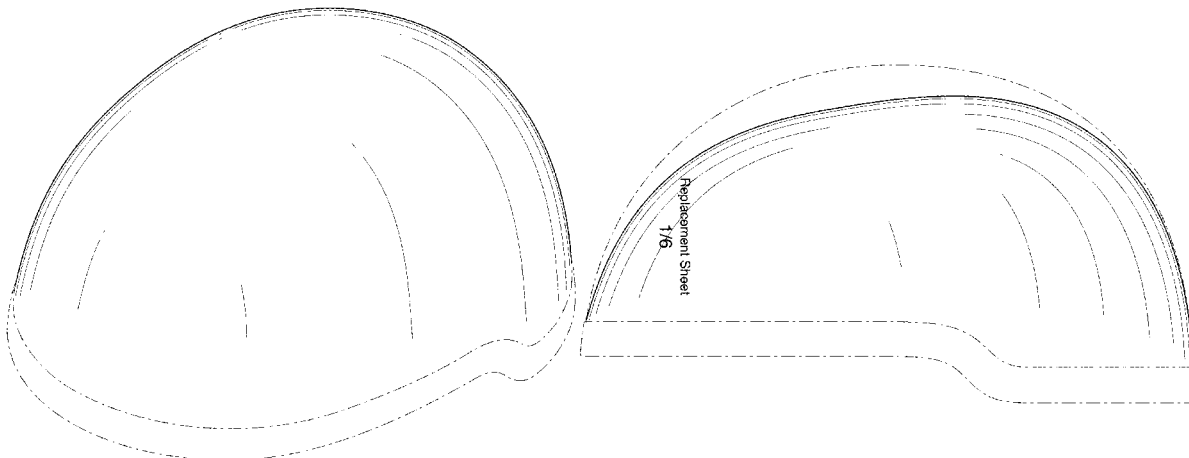
(57) **CLAIM**

The ornamental design for a helmet, as shown and described.

DESCRIPTION

FIG. 1 is a front right perspective view of a helmet comprising the new design;
 FIG. 2 is a front elevation view thereof;
 FIG. 3 is a right-side elevation view thereof, the left side elevation view being a mirror image thereof;
 FIG. 4 is a rear elevation view thereof;
 FIG. 5 is a top plan view thereof; and,
 FIG. 6 is a bottom view thereof.
 The environmental structure shown in broken lines forms no part of the claimed design.

1 Claim, 6 Drawing Sheets



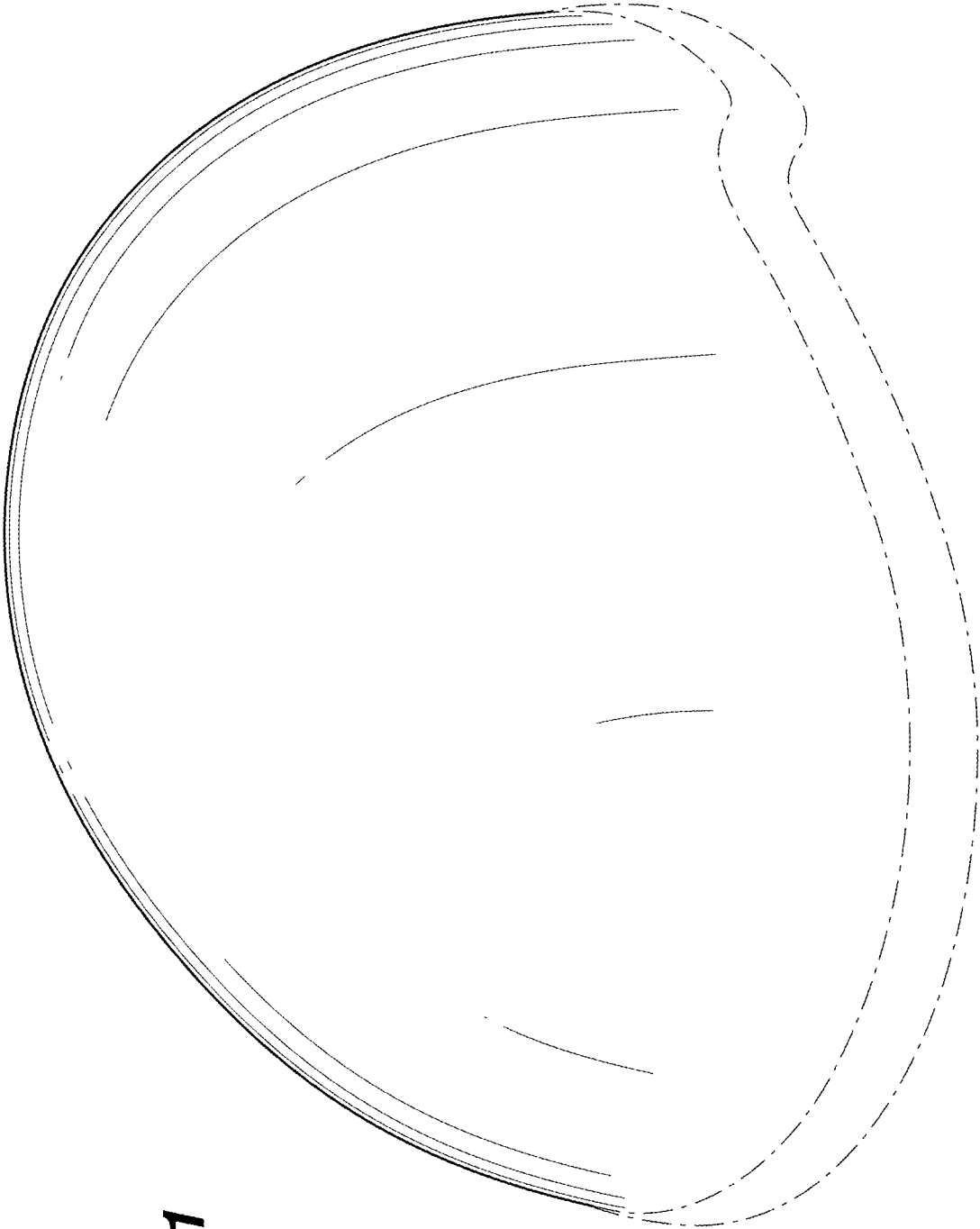


FIG. 1

FIG. 2

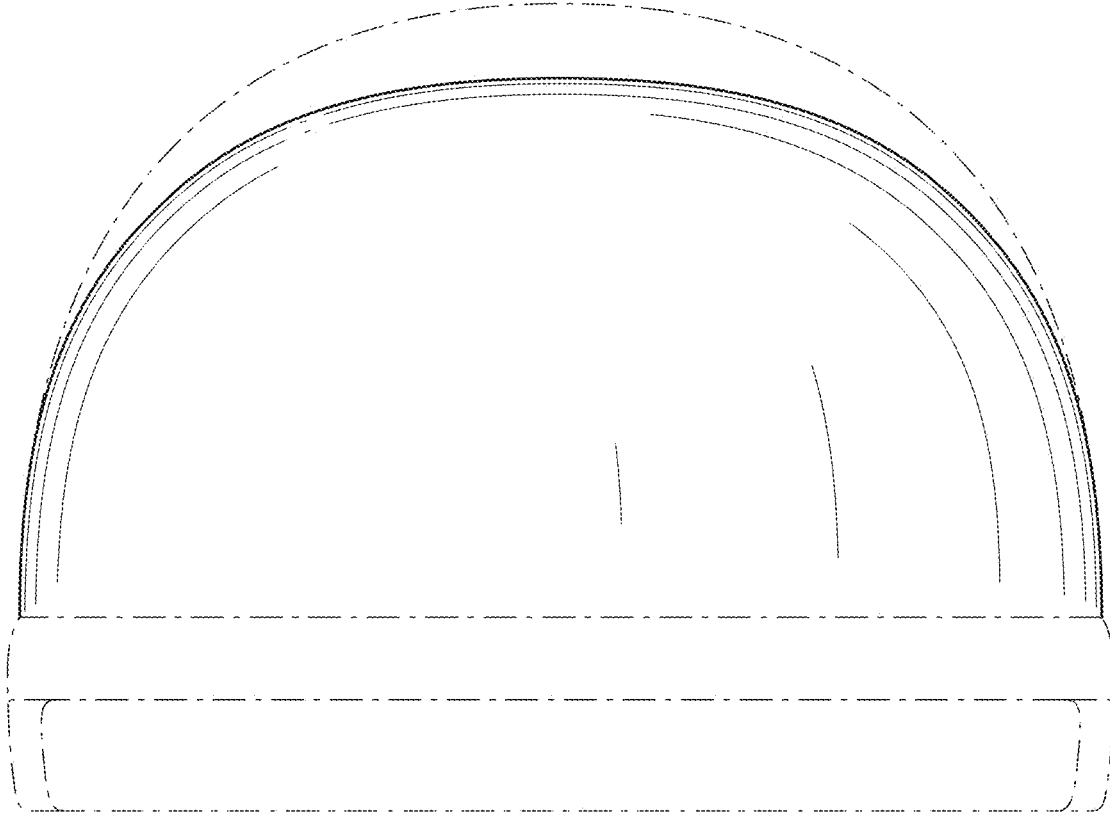


FIG. 3

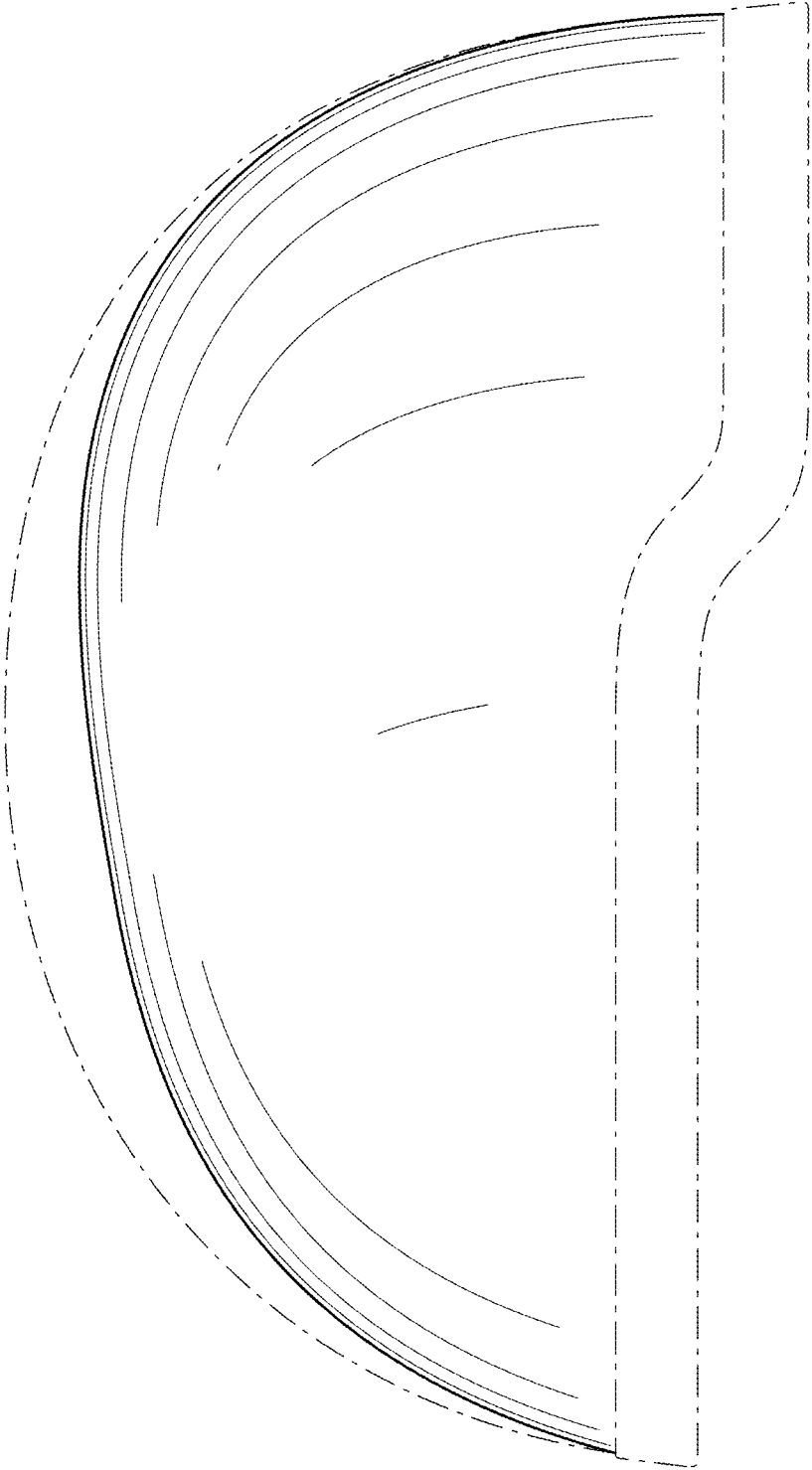


FIG. 4

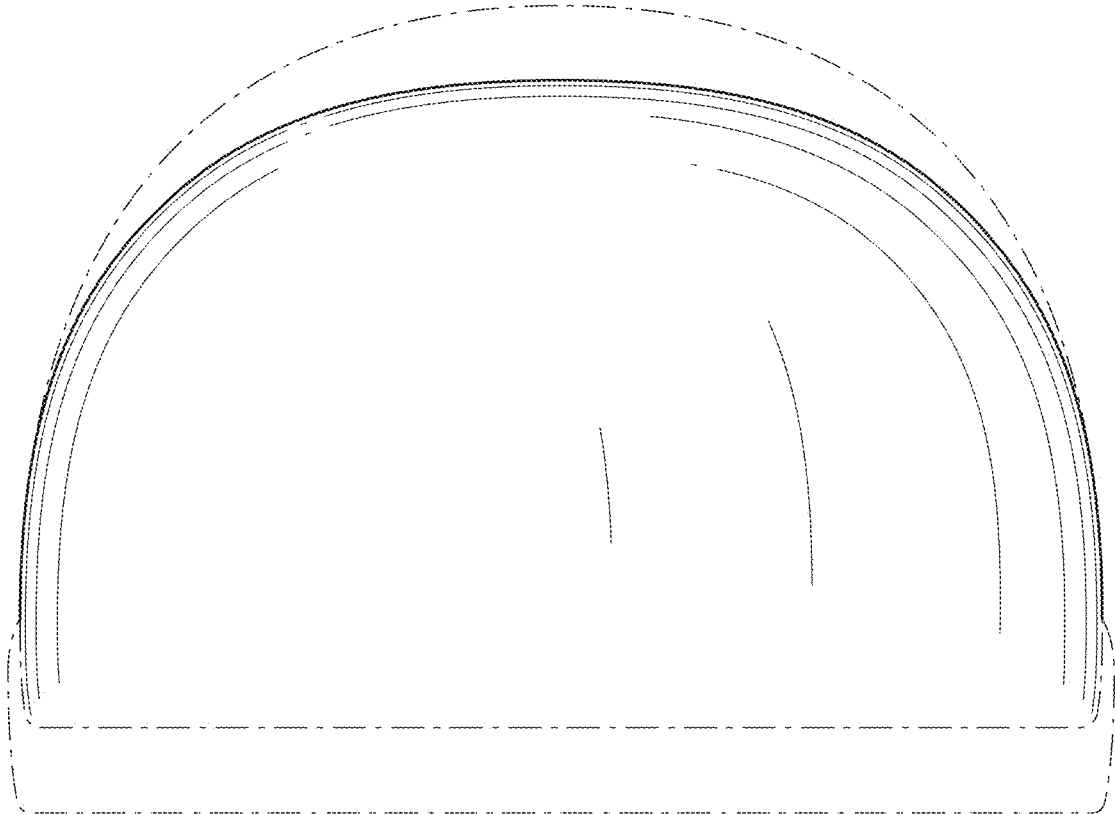


FIG. 5




FIG. 6

