



US00D844252S

(12) **United States Design Patent**  
**Kirshon**

(10) **Patent No.:** **US D844,252 S**

(45) **Date of Patent:** **\*\* Mar. 26, 2019**

(54) **HELMET**

(71) Applicant: **KIRSH Helmets, Inc.**, Schenectady,  
NY (US)

(72) Inventor: **Jason E. Kirshon**, Albany, NY (US)

(73) Assignee: **Impact Technologies, LLC**, Cleverdale,  
NY (US)

(\*\*) Term: **15 Years**

(21) Appl. No.: **29/612,075**

(22) Filed: **Jul. 28, 2017**

(51) **LOC (11) Cl.** ..... **09-03**

(52) **U.S. Cl.**

USPC ..... **D29/102**

(58) **Field of Classification Search**

USPC ..... D29/102-110, 112, 122; D2/869, 870;  
358/471; D16/208

CPC .. A63B 71/10; A42B 3/00; A42B 3/18; A42B  
3/20; A42B 3/185; A42B 3/225; A42B  
3/121; A42B 3/12; A42B 3/0406; A42B  
3/10; A42B 1/04; A42B 1/041; A61F 9/06

See application file for complete search history.

(56) **References Cited**

**U.S. PATENT DOCUMENTS**

D266,626 S *	10/1982	Gooding .....	D29/106
6,085,357 A *	7/2000	Broersma .....	A42B 3/08 2/416
D495,093 S *	8/2004	Tintera .....	D29/102
7,069,597 B2 *	7/2006	Hardenbrook .....	A42B 1/041 2/171
D695,966 S *	12/2013	Futterer .....	D29/102
D715,003 S *	10/2014	Ramos .....	D29/103
8,856,972 B2 *	10/2014	Kirshon .....	A42B 3/12 2/413
D744,170 S *	11/2015	Eastwood .....	D29/102

D745,998 S *	12/2015	Sansalone .....	D29/102
D749,272 S *	2/2016	Vito .....	D29/122
9,572,390 B1 *	2/2017	Simpson .....	A42B 3/12

\* cited by examiner

*Primary Examiner* — Ruth McInroy

(74) *Attorney, Agent, or Firm* — Tech Valley Patent,  
LLC; John Pietrangelo

(57) **CLAIM**

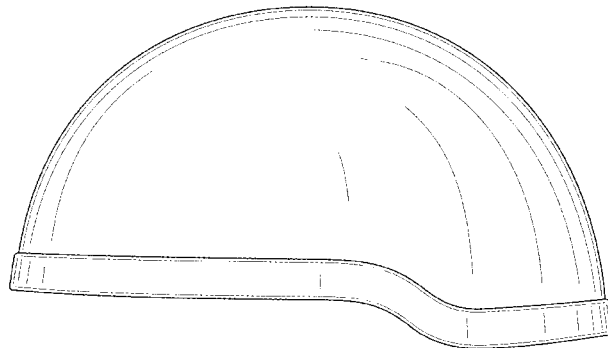
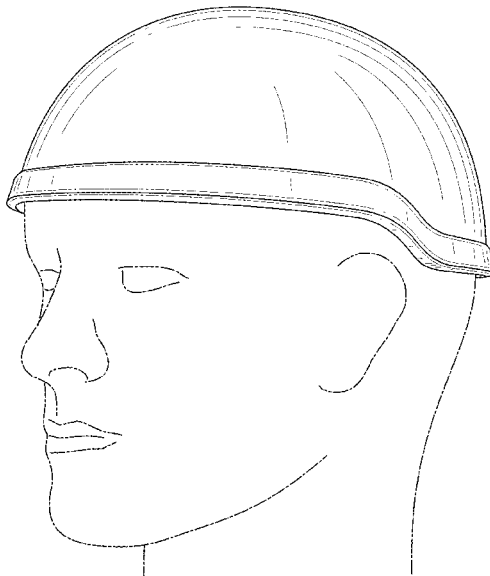
The ornamental design for a helmet, as shown and described.

**DESCRIPTION**

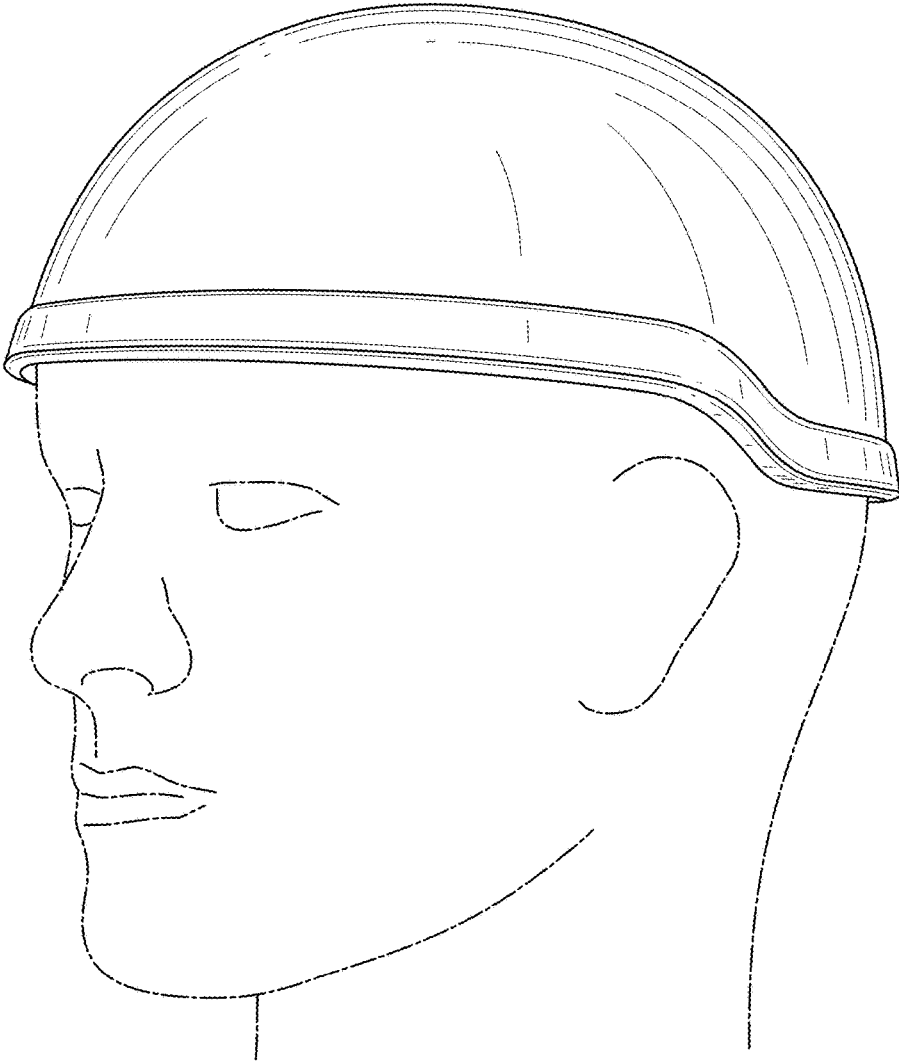
FIG. 1 is a front right perspective view of a first embodiment of a helmet comprising the new design shown in a typical environment by phantom lines for illustrative purposes; FIG. 2 is a front elevation view of the first embodiment; FIG. 3 is a right-side elevation view of the first embodiment, the left side elevation view being a mirror image thereof; FIG. 4 is a rear elevation view of the first embodiment; FIG. 5 is a top plan view of the first embodiment; FIG. 6 is a bottom view of the first embodiment; FIG. 7 is a front, right perspective view of a second embodiment thereof; FIG. 8 is a front elevation view of the second embodiment; FIG. 9 is a right-side elevation view of the second embodiment, the left side elevation view being a mirror image thereof; FIG. 10 is a rear elevation view of the second embodiment; FIG. 11 is a top plan view of the second embodiment; and, FIG. 12 is a bottom view of the second embodiment.

The broken line showing of a helmet is for the purpose of illustrating environmental structure and forms no part of the claimed design.


**1 Claim, 12 Drawing Sheets**



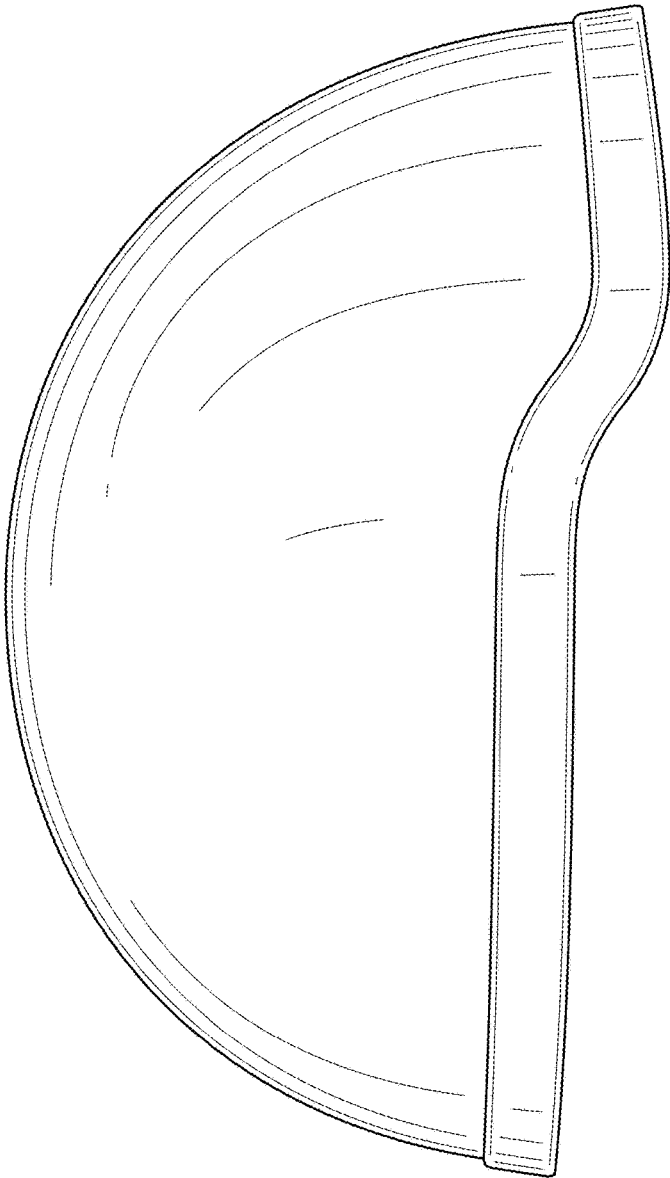
**FIG. 1**



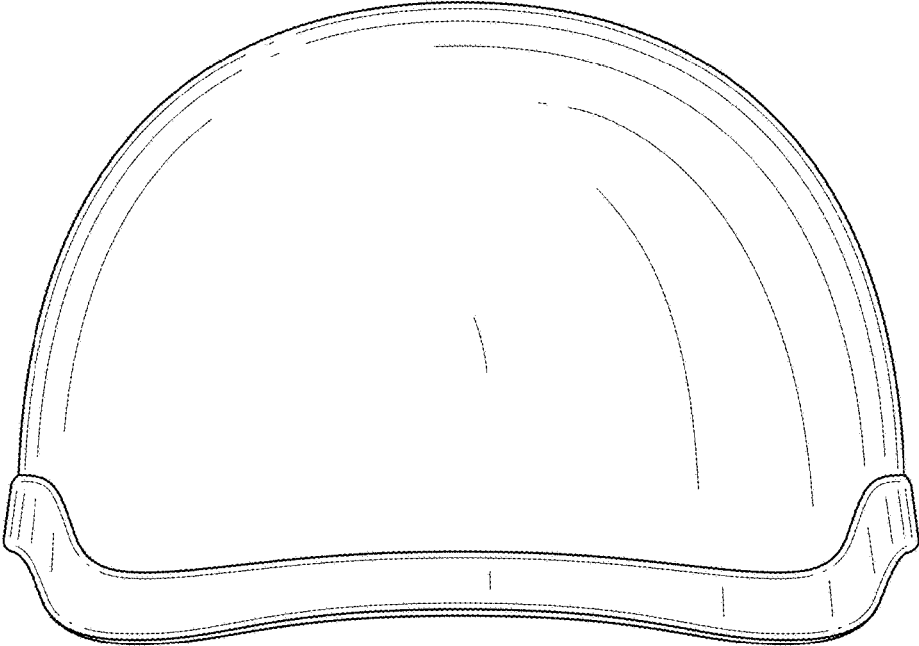
**FIG. 2**




**FIG. 3**



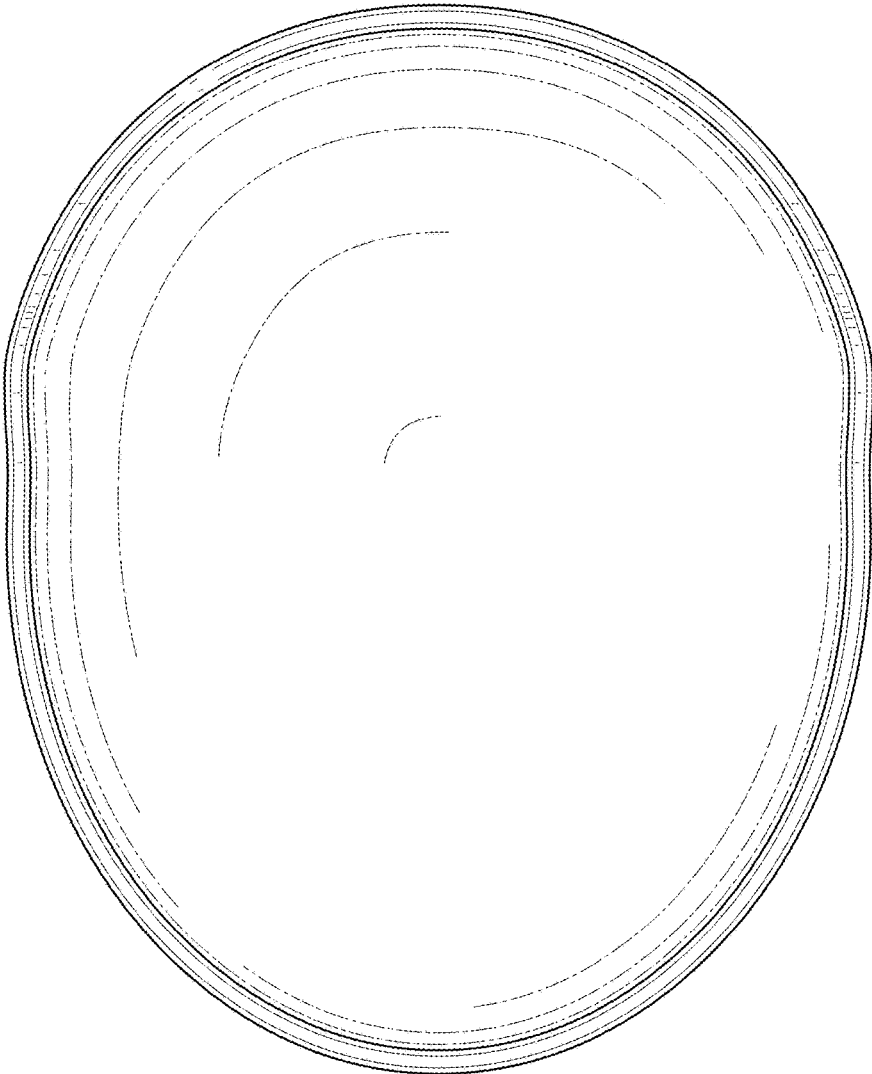
**FIG. 4**



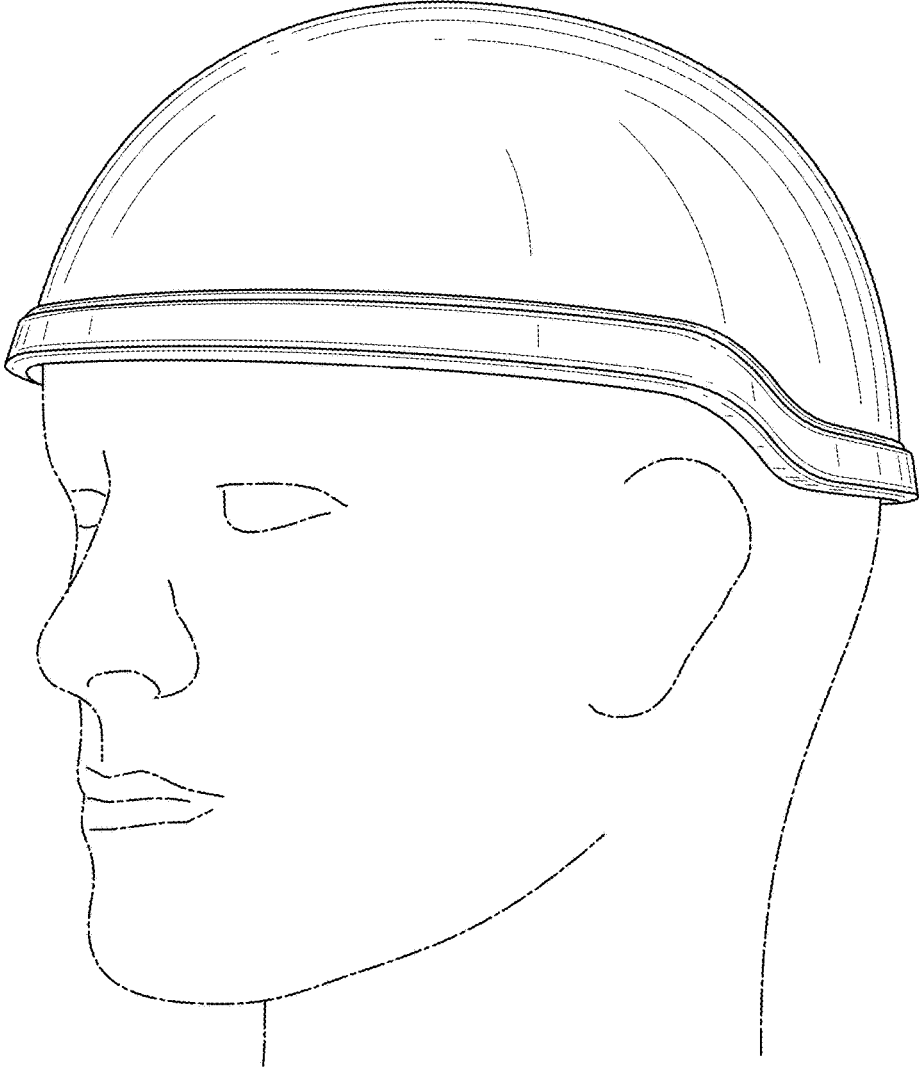
**FIG. 5**



**FIG. 6**

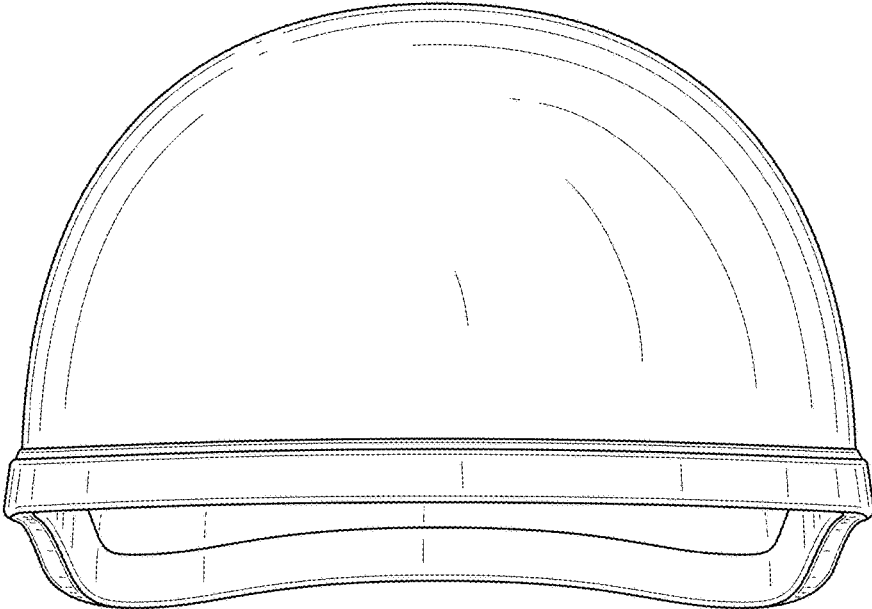


**FIG. 7**

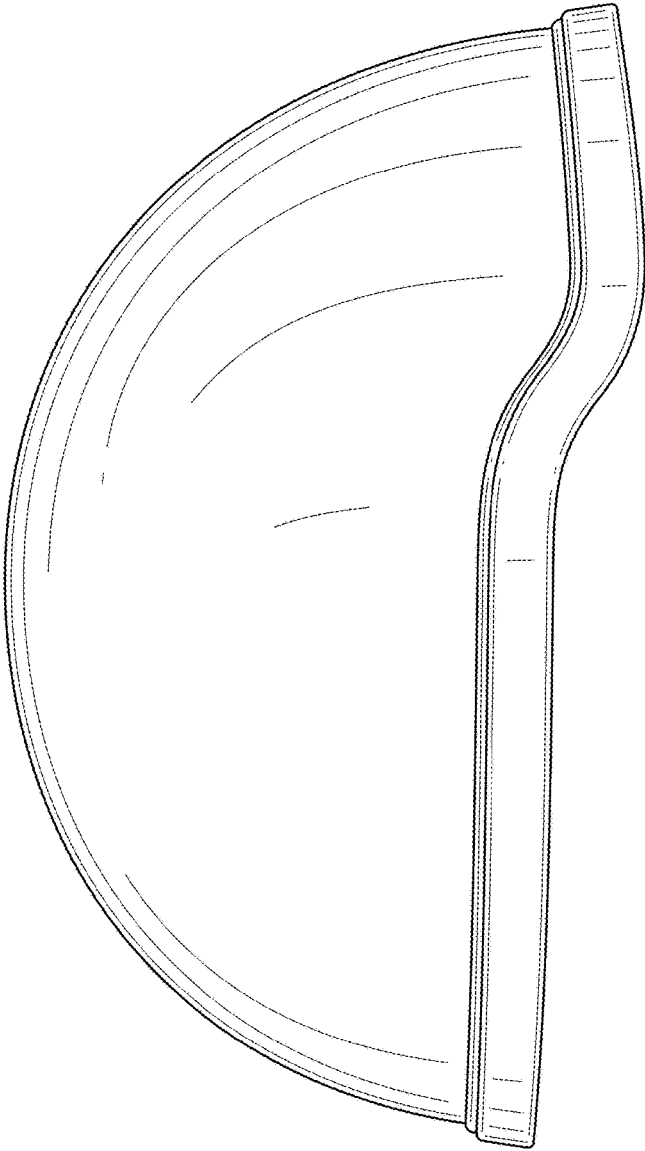




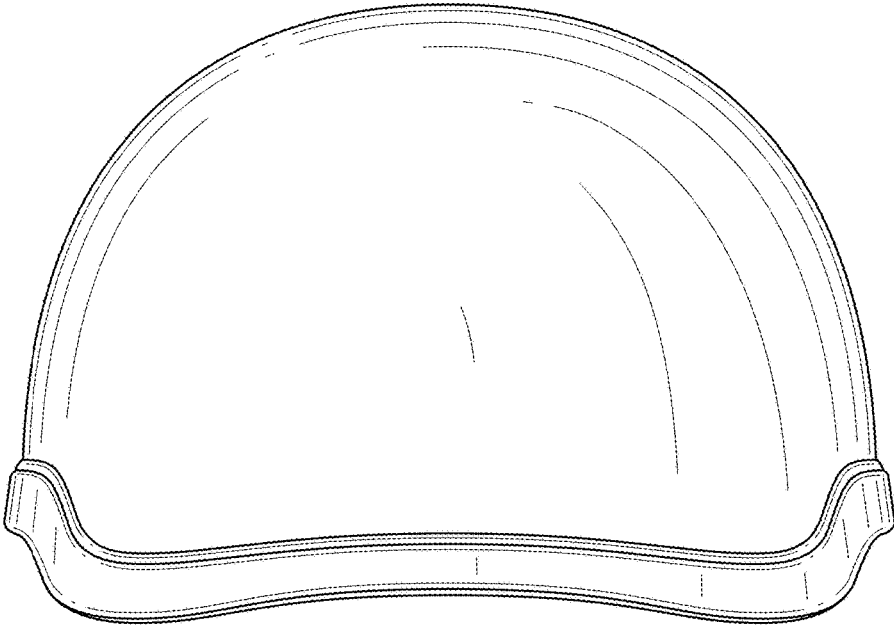
*Fig. 8*




**Fig. 9**



**Fig. 10**



**Fig. 11**



**Fig. 12**

